

THE
NICHE
BY SENA

MONO
SUKHUMVIT 50



Bangkok - World Destination

Bangkok Thailand, the world's most dynamic investment destination

Bangkok, the capital of Thailand, is also Southeast Asia's second largest city. Known for political, economic, trade, transport, culture, science and technology, education and religious center. The majority of people in Thailand believe in Buddhism, a peaceful and friendly belief.

Its rich tourism resources attract tens of millions of annual visitors and Bangkok's vitality attracts millions of foreigners from all over the world to live and work.





Introducing the developer

This project is developed by a well-known listed company SENA DEVELOPMENT with the aim of building an investment benchmark project.

Sena has many years of architectural experience, and is one of Thailand's oldest developers. With villas, commercial, condominiums and other formats of comprehensive development, their designs have won several architectural awards in the industry.

Their condominium projects are aesthetically appealing and have an excellent price to attract a large number of loyal customers and followers to pursue their investment.

Life on Sukhumvit Road



BTS Onnut is situated next to the double city expressway entrance and offers attractive city prices.

The essence to possess all your city high-quality resources. Sukhumvit road is not only one of the longest boulevards in Thailand, but one of the longest in the world, giving direct access to Bangkok's best urban resources.

The project is only 900 meters away from On Nut Station with entrance from both ends of the road (Sukhumvit and Rama 4), with direct access to the heart of Bangkok.

Map

Convenient transportation and strategic location;
Let you experience the best that Sukhumvit has to offer.



School

- Bangkok University (2.3 km.)
- Bangkok Prep Int. School (4.7 km.)
- Ekamai Int. School (4.8 km.)
- Wells Int. School (4.8 km.)
- Ivy Bound School (5.6 km.)

Hospital

- Kluaynam Thai Hospital (2.5 km.)
- Theptarin Hospital (2.8 km.)
- Sukhumvit Hospital (2.9 km.)
- Samitivej Sukhumvit Hospital (4.9 km.)

Department Store

- Tesco Lotus On Nut (1 km.)
- The Phyll (1.3 km.)
- W District (2.1 km.)
- Piyarom Place (3.4 km.)
- Gateway Ekkamai (2 stations)
- Emquartier (4 stations)
- Emporium (4 stations)
- Terminal 21 (5 stations)





Project Factsheet

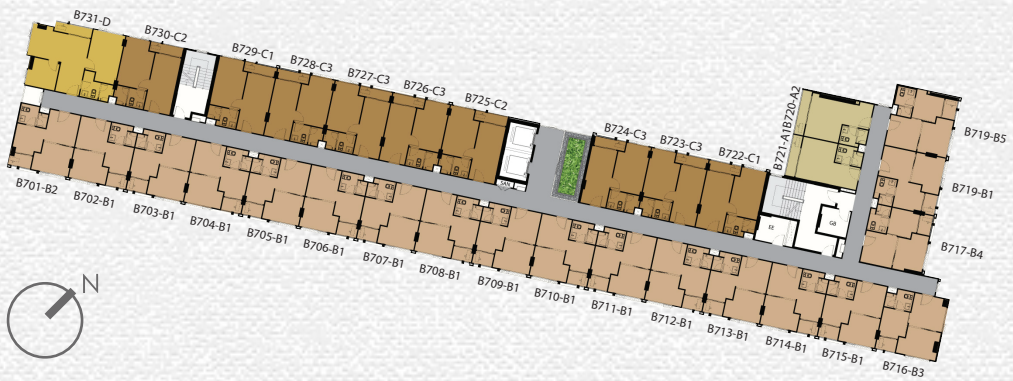
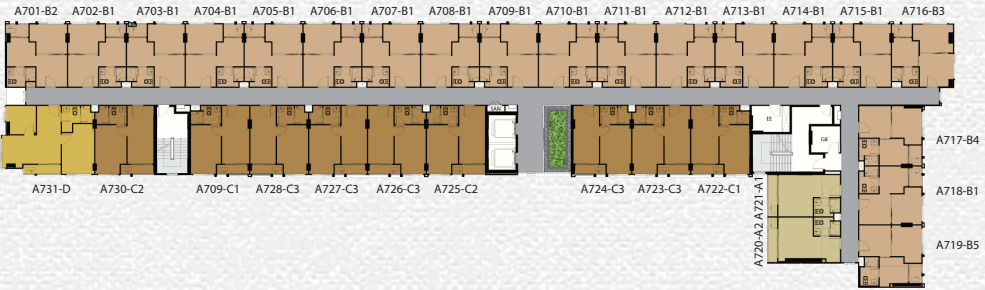
Project Name	: The Niche Mono Sukhumvit 50
Developer	: SENA Development Public Company Limited
Project Area	: 3-2-28.8 Rai
Project Building	: 8-storey building
Units	: 434 units
Parking	: 35%
Facilities	: Swimming pool : Fitness : Laundry : Multi Propose Room : Lobby : Clubhouse : Communal Locker Room : Shuttle Service to On Nut BTS Station : 24 hours : Triple Security (Main Gate / Key Card / 24 hours Security Guard)
EIA	: EIA Approved
Construction Start	: 2016
Estimate time of Completion	: 2018
Property Management Fee	: 40 Baht/sq.m./month
Sinking Fund	: 500 Baht/sq.m. (one-time payment at the time of delivery)

Living comfort and wisdom,
integrated in the perfect community

Master Plan



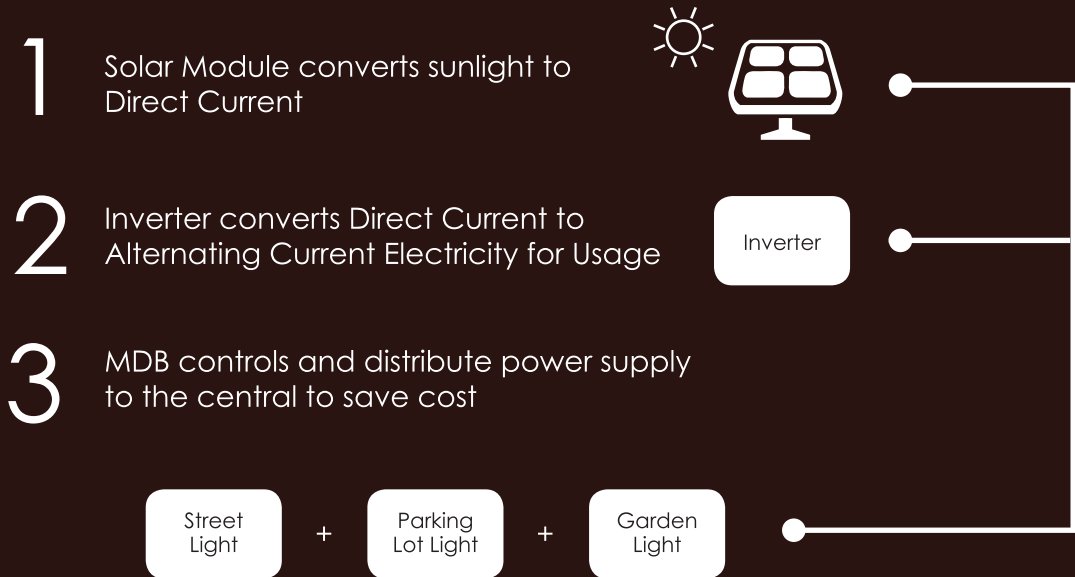
7th Floor Plan



- Type A
Studio 24 sq.m.
- Type B
1BR 28 sq.m.
- Type C
1BR 31 sq.m.
- Type D
2BR 46 sq.m.

First project in Thailand that lower the electric bill by Solar Cell

How Solar Cell works?



Advantages of Solar Cell



Save Energy



Decrease the temperature within the building

25y

Long Term Use



Decrease Global Warming

SENA 360° Service



SENA We Care



Victory



Living Agent



SENA Solar





One Bedroom
28 sq.m.

- Square Units
- Optimized usage of space
- Practical





One Bedroom 31 sq.m.

- Square Units
- Optimized usage of space
- Practical



THE
NICHE
BY SENA

MONO
SUKHUMVIT 50



 ANGEL REAL ESTATE

www.angelrealestate.co.th

